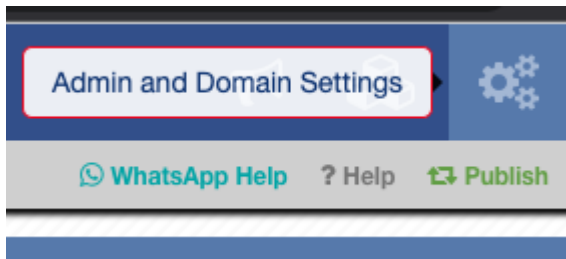


## Instructions how to manage your email addresses or retrieve your email password

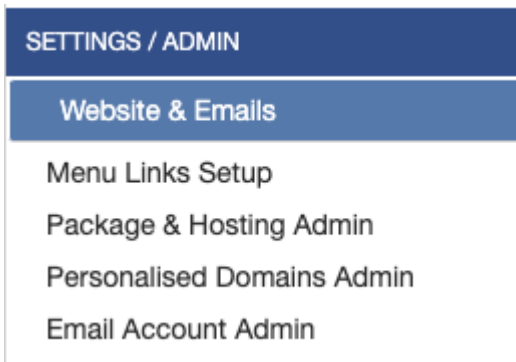
1. Go to [www.kwikwap.co.za](http://www.kwikwap.co.za)
2. Go to login in the top right

LOGIN

3. Log in with your Kwikwap username and password. If you don't know it ask you Kwikwap consultant or email [info@kwikweb.co.za](mailto:info@kwikweb.co.za)
4. Once you have logged in, go to Admin & Domain Settings at the top right at the gear icon:

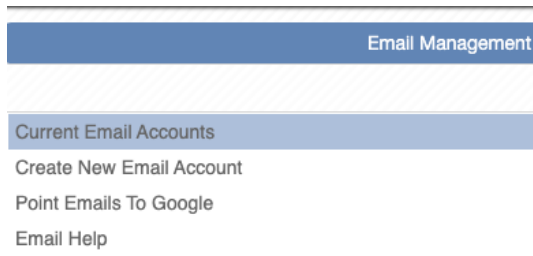


5. Then go to Email Account Admin






6. It will show you the following options:

## Instructions how to manage your email addresses or retrieve your email password



To Edit, Delete or Forward your current email addresses click on “Current Email Accounts”

You will see these options:

	<div style="border: 1px solid red; padding: 5px; display: inline-block;">Add a forwarding address to this email account</div>
	<div style="border: 1px solid red; padding: 5px; display: inline-block;">Edit the email account password for this account</div>
	<div style="border: 1px solid red; padding: 5px; display: inline-block;">Completely delete this email account and all emails</div>

These options are self explanatory.

The Editing of the email account password works as follows:

The email passwords are encrypted (for security reasons), so if you did not write it down the only way to see it is to create a new email password.

The system will show a generated password that you can accept by clicking in the Password box until it turns green (or you can choose your own password within certain parameters which we show on the screen):

## Instructions how to manage your email addresses or retrieve your email password

Edit Email Account

**Email Account:** info@emailhelp.co.za  
**Old Password:** \$2y\$10\$IPZDToZLra3aMXhCOX/2GO48nwebJLFIFSLjheKWsnA1qJVaNx.

Please ensure that you copy this password as you will not be able to  
Once you submit this form the password will be encrypted.

**Password:**

*PS: Ignore the Old Password as that is the encrypted version and won't work*

Once the **box** is **green**, copy the password and paste it somewhere safe (you won't be able to see it again as it gets encrypted).

**Password:**

Then click on the blue submit button at the bottom.

**SUBMIT**

7. To create a new email account click on Create New Email Account. To point your emails to Google Workspace click on Point Emails to Google.
8. Visit [www.emailhelp.co.za](http://www.emailhelp.co.za) to see Email Setup Guides, Troubleshooting etc

---

**If you have changed your email password, make sure you update the password in all your devices that access the email account. Failing to do that will block your emails for 15 minutes.**



## **Instructions how to manage your email addresses or retrieve your email password**

See here how to to change your password in your email program:

<https://www.emailhelp.co.za//a/38942/update-email-password-in-email-program>